


# Ben Franklin Crafts®


IDEAS & INSPIRATION

## Graduation Hat Card Box



### Supplies:

Foam-core  
X-acto Knife  
Glue Gun  
Yarn  
Lauhala Basket - round



SIDE VIEW OF BOX

### Directions:

Cut foam-core 20" x 20" (top of hat). Using the excess piece of foam-core score the colored side every 1". After scoring, cut this piece in half making 2 strips. Snap each 1" scored section to form each half in a semi circle. Hot glue the white side of the hat. This forms the crown.

Make a pom pom using the yarn. Hot glue to center of hat.

Braid yarn and attach tassel.

Cut a slot in the top of the hat for envelopes to drop into.

Place hat on top of round lauhala basket.

[www.thejoyofcrafting.com](http://www.thejoyofcrafting.com) • [www.bfcraftclub.com](http://www.bfcraftclub.com)

Not for re-sale. Property of Ben Franklin Crafts ©2005

SEASONAL

# Ben Franklin Crafts®


IDEAS & INSPIRATION

## Graduation Hat Card Box



### Supplies:

Foam-core  
X-acto Knife  
Glue Gun  
Yarn  
Lauhala Basket - round



SIDE VIEW OF BOX

### Directions:

Cut foam-core 20" x 20" (top of hat). Using the excess piece of foam-core score the colored side every 1". After scoring, cut this piece in half making 2 strips. Snap each 1" scored section to form each half in a semi circle. Hot glue the white side of the hat. This forms the crown.

Make a pom pom using the yarn. Hot glue to center of hat.

Braid yarn and attach tassel.

Cut a slot in the top of the hat for envelopes to drop into.

Place hat on top of round lauhala basket.

[www.thejoyofcrafting.com](http://www.thejoyofcrafting.com) • [www.bfcraftclub.com](http://www.bfcraftclub.com)

Not for re-sale. Property of Ben Franklin Crafts ©2005

SEASONAL